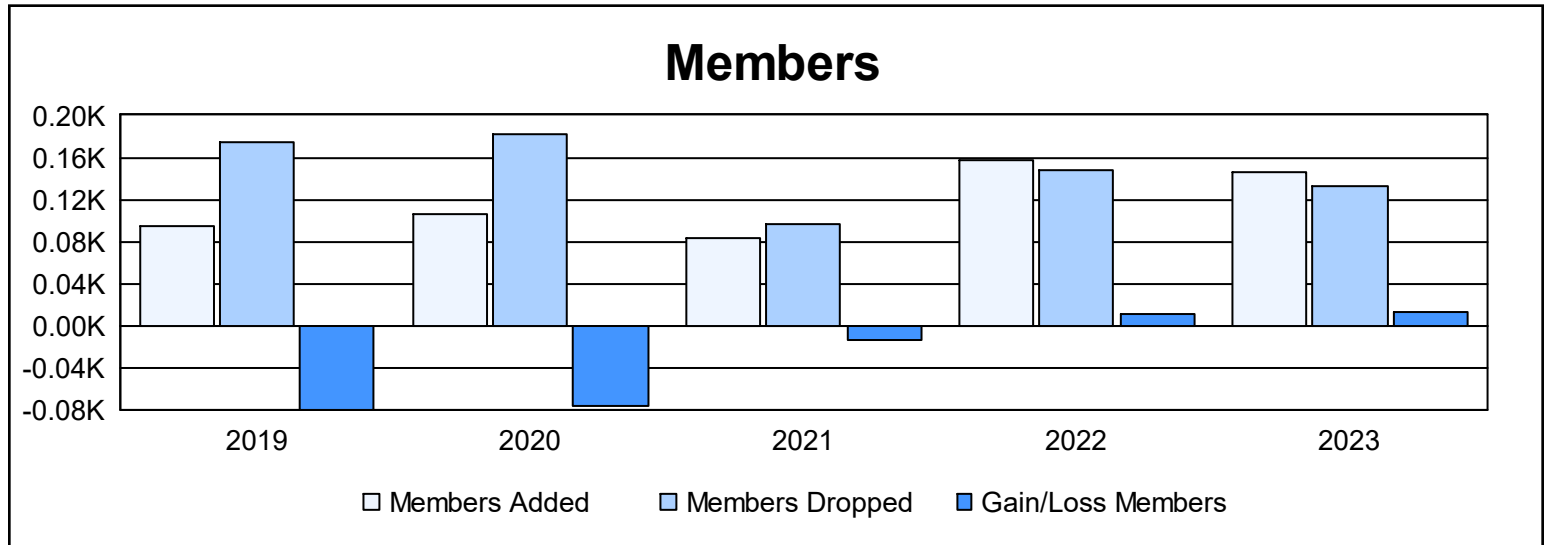
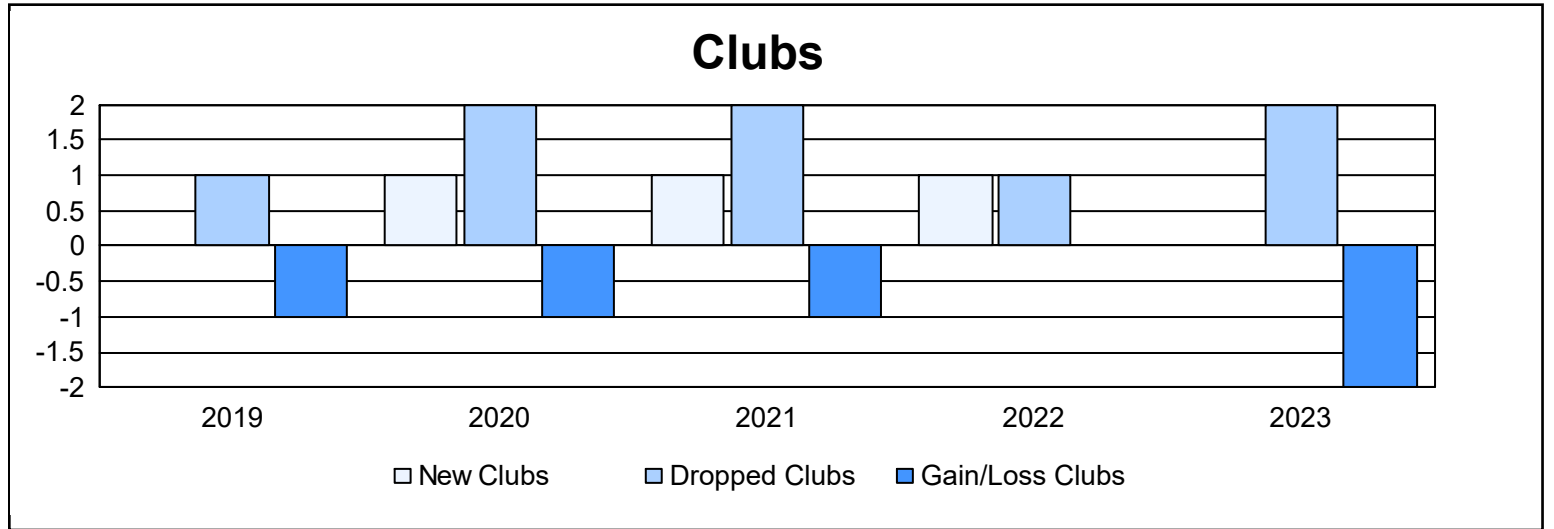
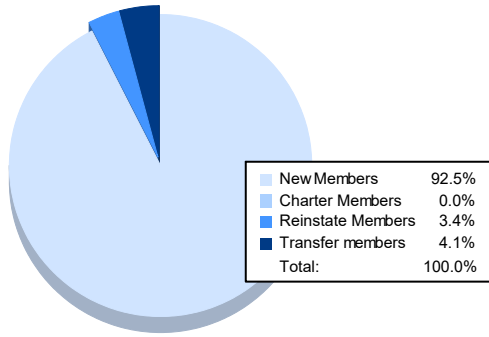


Year	New Clubs	Dropped Clubs	Gain/ Loss Clubs	New Members	Charter Members	Reinstate Members	Transfer Members	Total Member Added	Total Members Dropped	Gain/ Loss Members
2018-2019	0	1	-1	78	0	10	7	95	175	-80
2019-2020	1	2	-1	66	24	2	13	105	181	-76
2020-2021	1	2	-1	51	29	2	1	83	97	-14
2021-2022	1	1	0	114	37	3	3	157	147	10
2022-2023	0	2	-2	135	0	5	6	146	133	13
<b>Average</b>	<b>1</b>	<b>2</b>	<b>-1</b>	<b>89</b>	<b>18</b>	<b>4</b>	<b>6</b>	<b>117</b>	<b>147</b>	<b>-29</b>



### Membership Composition June 2023 Cumulative



### Gender Composition June 2023 Cumulative

